How to Access Reading Wonders from Home

1. Log in to PowerSchool using your student username and password.
2. Go to our class page.

PowerSchool

3. At the top blue ribbon, click the little drop down arrow for "Apps"

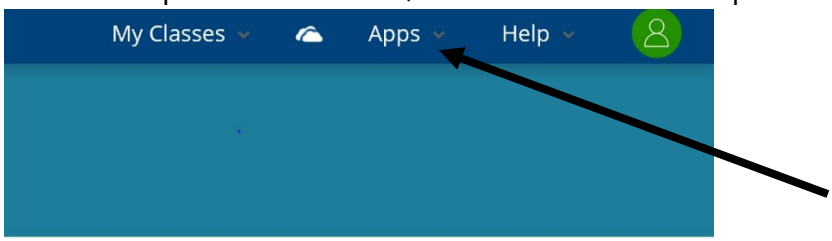

4. Click on the red McGraw Hill ConnectED book icon.

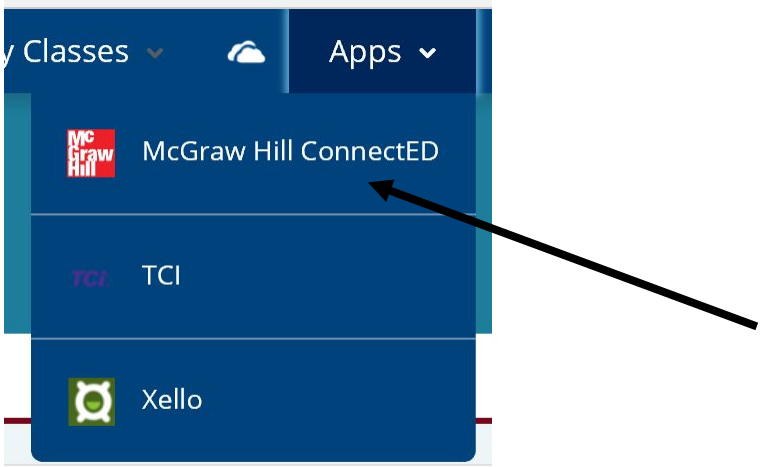

5. Click on your Reading Wonders book to launch the page.



6. You are now on the main page for Reading Wonders!

Here is where you will find specific activities this week that your teacher has chosen for you!

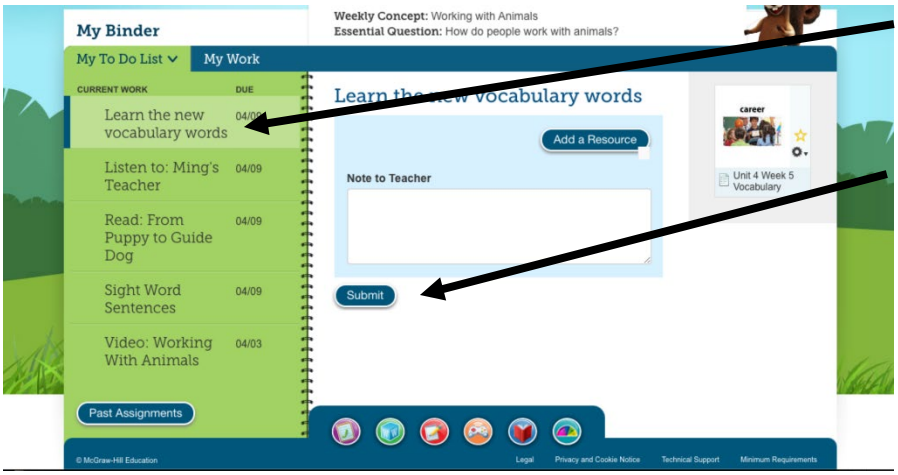

Click on each "to do" activity in the green box.

After you complete it, be sure to click the **submit** button.

If you want to type your teacher a note and tell her how you liked the activity, you can do that in the blue box. 😊

Have fun viewing the videos, reading the stories and playing the interactive games!

Student Dashboard

Overview

This is a guide to the Student Center Dashboard. It will help you navigate your site and use the program features.

1. When you log in to *Wonders*, you see the Student Dashboard or home page where you are welcomed by the character from their book.
   - Each grade's home page matches the *Wonders* cover for the respective grade.

2. The **Weekly Concept** and **Essential Question** for the current week also appears at the bottom of the screen.

3. Surrounding the character are Navigation Icons that let you quickly access resources needed for that week.

4. The Navigation Banner at the top of the screen allows you to access the pages in the program.

© McGraw-Hill Education

5. In the upper-right corner of the screen, select **ConnectED** to return to your Bookbag.

6. Click **Logout** to exit the program.

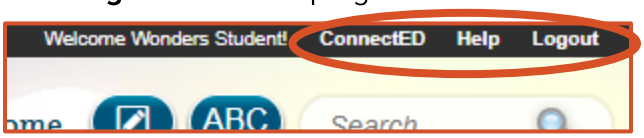

Navigation Icons

Surrounding the character are Navigation Icons where you quickly access resources needed for that week.

- The name of the icon appears when you hover over it.
- These icons are also available on all pages in the program, at the bottom of the screen.

© McGraw-Hill Education

To Do

The **To Do** section provides you with a list of the work that they need to practice and complete. In addition, this is the area where you can access past and present assessments.

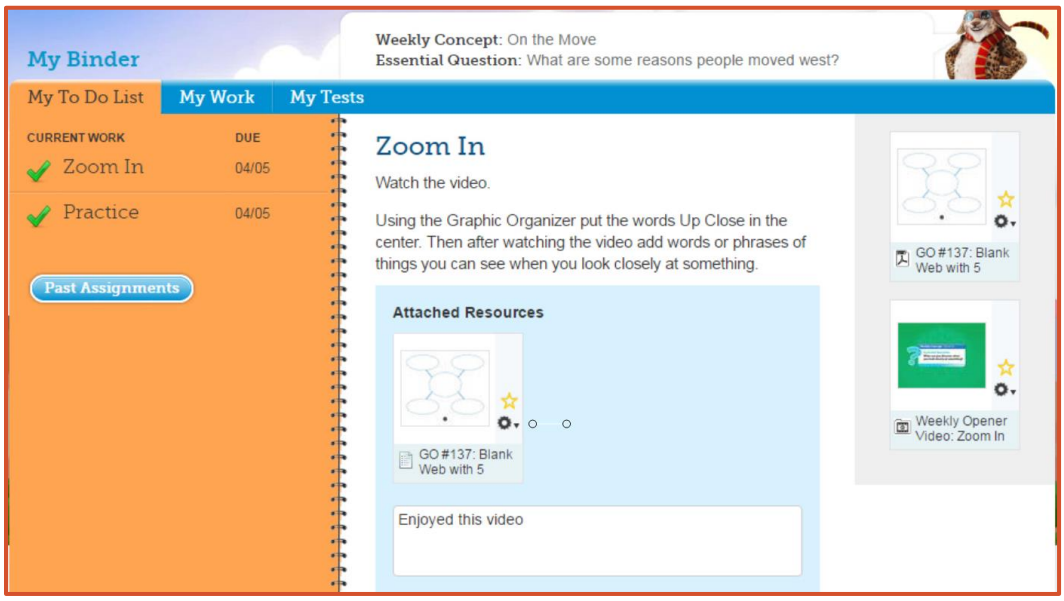

© McGraw-Hill Education

Words to Know

Words to Know gives you access to key academic and domain vocabulary that are infused into all of the text that you will read during the week.

1. Select the vocabulary list on the pop-up that appears.

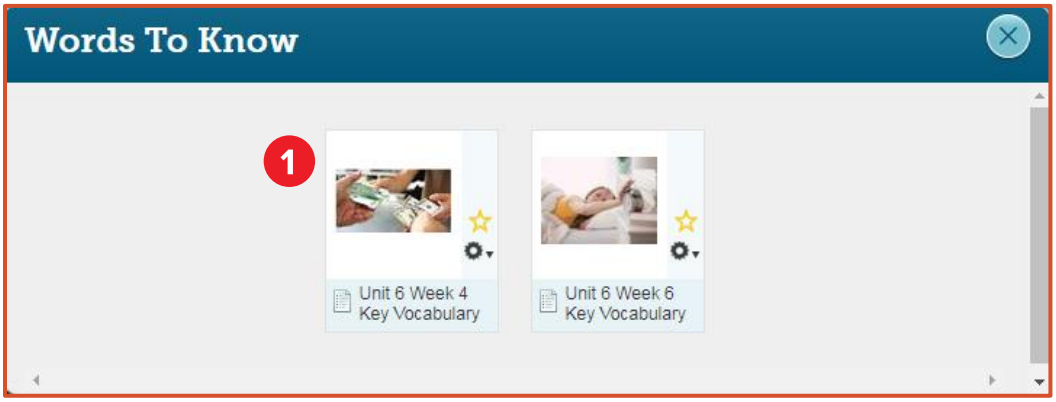

© McGraw-Hill Education

2. Click any of the **Words to Know** and get a definition and an example of how the word is used.

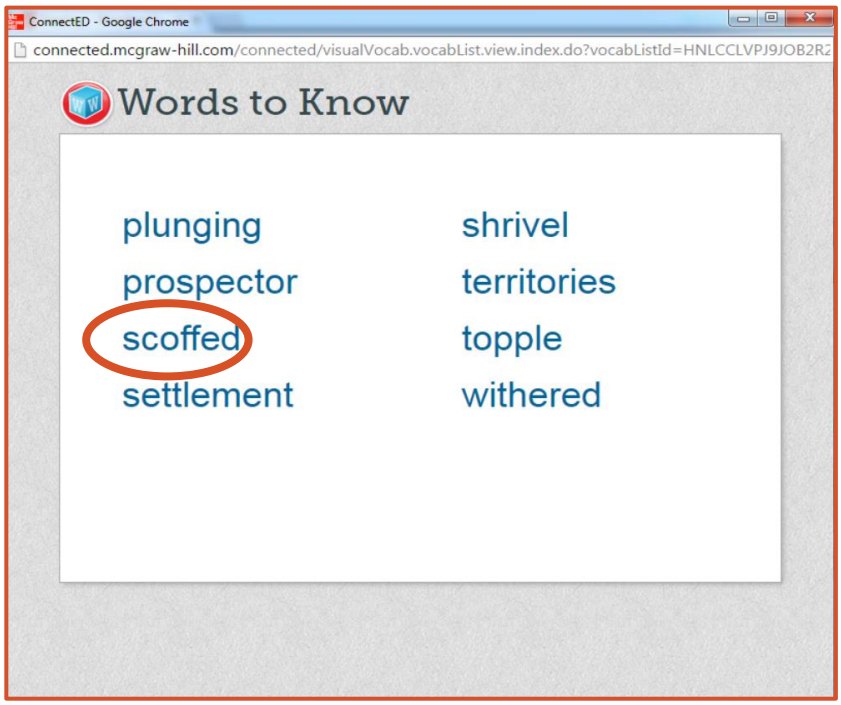

3. Click the audio button to have each word's pronunciation and definition read aloud.

© McGraw-Hill Education

Write

The **Write** section is where you access Writer's Workspace resources.

These resources are online mini-lessons that are focused on a variety of facets of the writing process.

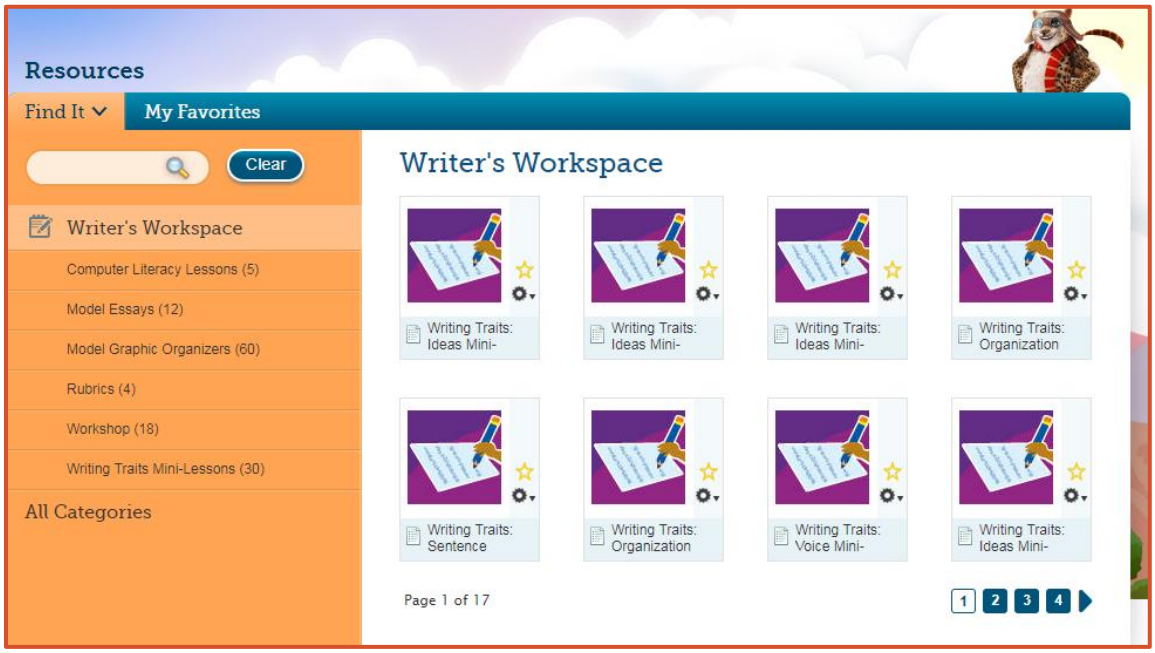

© McGraw-Hill Education

Games

The **Games** section provides you with a wide range of games that support foundational skills, vocabulary, and spelling.

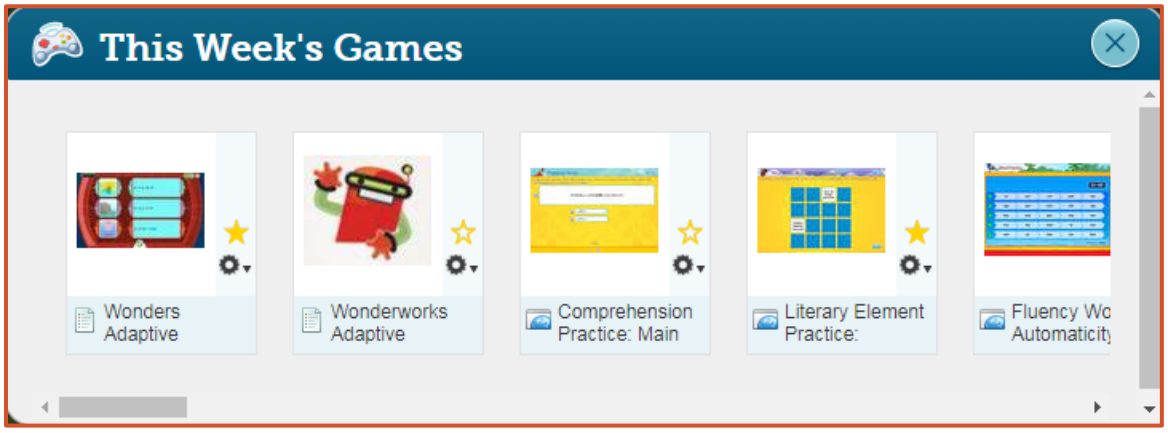

© McGraw-Hill Education

Read

The **Read** section offers differentiated resources to each learner. Here, you can access all of their eBooks for a given week.



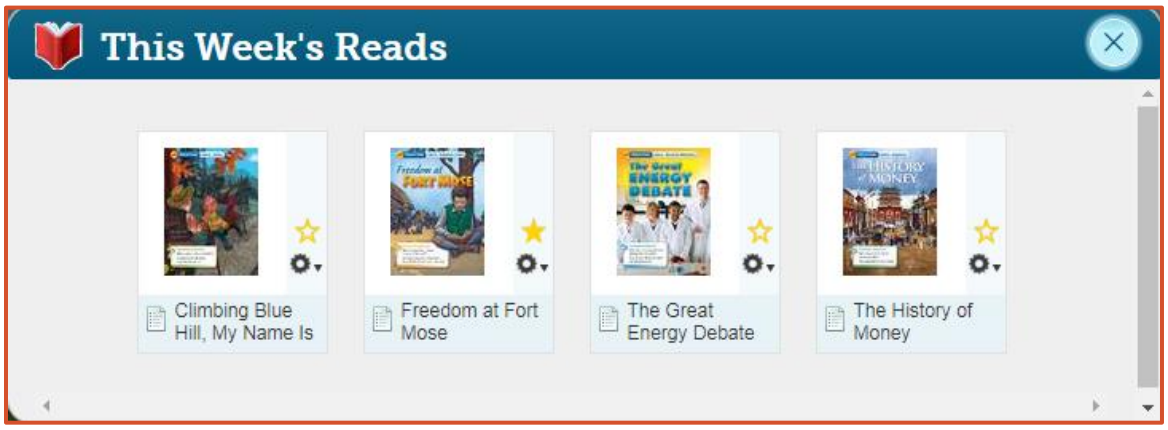

Adaptive Learning

If you are enrolled in *WonderWorks*, you will have access to Adaptive Learning.

Adaptive Learning builds foundational skills based on your current abilities.

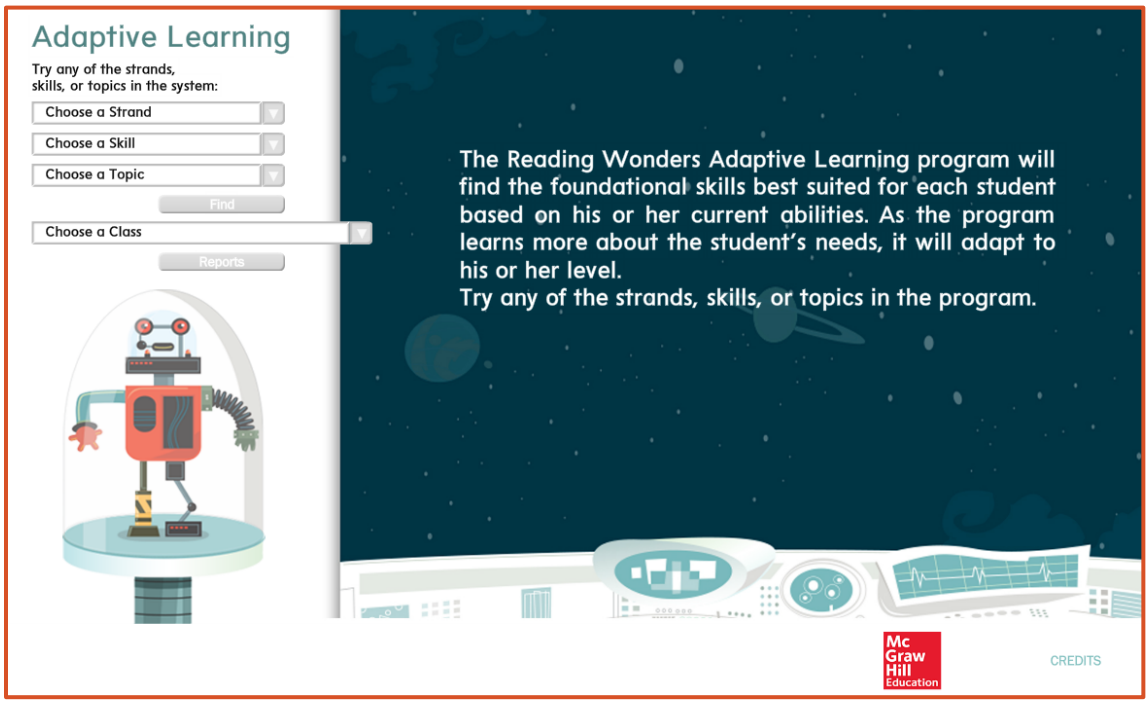

© McGraw-Hill Education

Navigation Banner

Links to specific pages appear at the top of the screen throughout the site.

Home

Click **Home** to return to the Dashboard at any time.

- You can also click the *Wonders* banner to return to the Dashboard.

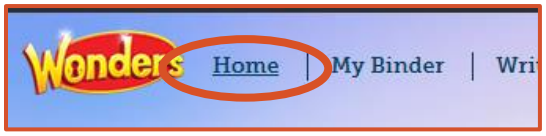

My Binder

My Binder provides another way you can access their work and tests.

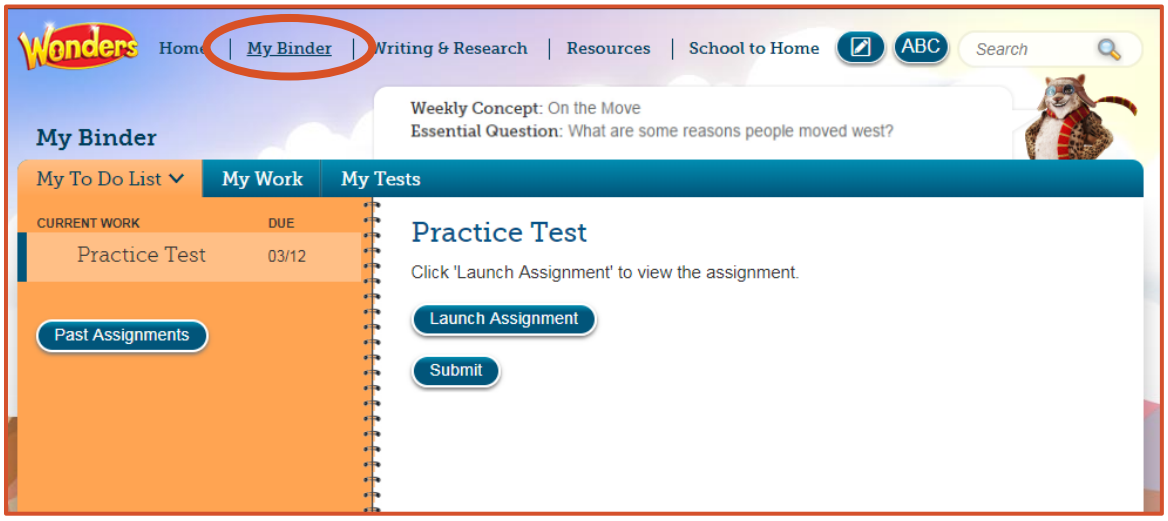

© McGraw-Hill Education

Writing & Research

The **Writing & Research** section provides a place where can interact with your teacher and other students. Your teacher will pose a specific question and you and your class can have a conversation around those questions.

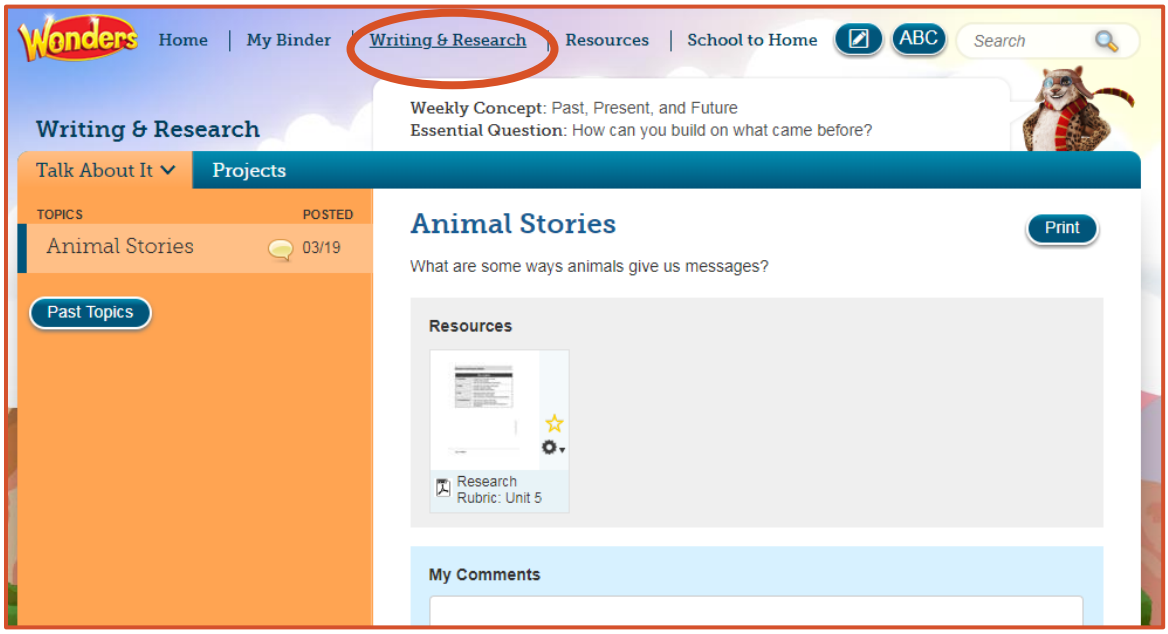

Resources

The **Resources** section provides you with all of the resources in the program.

© McGraw-Hill Education

School to Home

The **School to Home** section shows the letter of the week, along with word workouts, comprehension checks, and spelling lists.

This is also where you see messages from your teacher.

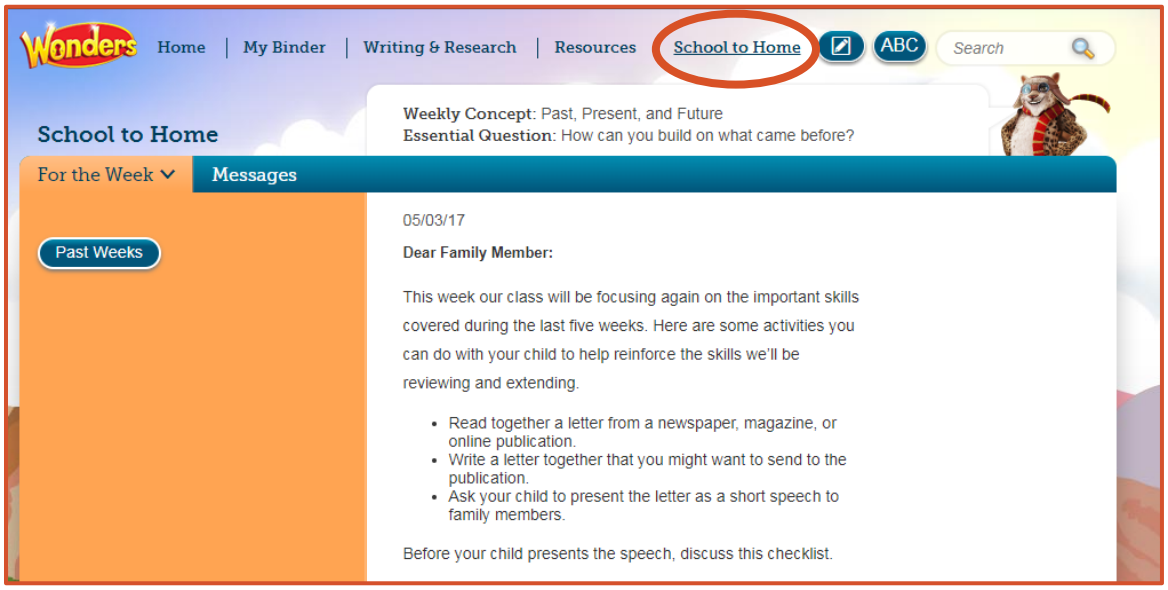

Other Tools

Other tools available in the Navigation Banner include notes, the course glossary, and the program search.

© McGraw-Hill Education